

PERCUSSIVE ARTS SOCIETY INTERNATIONAL DRUM RUDIMENTS

ALL RUDIMENTS SHOULD BE PRACTICED: OPEN (SLOW) TO CLOSE (FAST) TO OPEN (SLOW) AND/OR AT AN EVEN MODERATE MARCH TEMPO.

I. ROLL RUDIMENTS


A. SINGLE STROKE ROLL RUDIMENTS


1. SINGLE STROKE ROLL * 
R L R L R L R L

2. SINGLE STROKE FOUR 
R L R L R L R L
L R L R L R L R

3. SINGLE STROKE SEVEN 
R L R L R L R
L R L R L R L

B. MULTIPLE BOUNCE ROLL RUDIMENTS

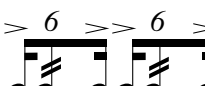
4. MULTIPLE BOUNCE ROLL 

5. TRIPLE STROKE ROLL 
R R R L L R R L L L

C. DOUBLE STROKE OPEN ROLL RUDIMENTS


6. DOUBLE STROKE OPEN ROLL * 
R R L L R R L L

7. FIVE STROKE ROLL * 
R R L L R R L L


8. SIX STROKE ROLL 
R L L R L R R L
L R R L L R R

9. SEVEN STROKE ROLL * 
R L R L L R L R
L R L R L R R


10. NINE STROKE ROLL *


R R L L R R L L

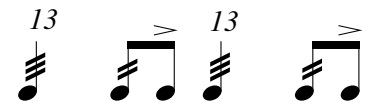
11. TEN STROKE ROLL *


R L R L R L R L
R L R L R L R L


12. ELEVEN STROKE ROLL *


R L R L R L R L
R L R L R L R L

13. THIRTEEN STROKE ROLL *


R R L L R R L L

14. FIFTEEN STROKE ROLL *


R L R L L R R L
L R L R L R L R

15. SEVENTEEN STROKE ROLL


R R L L R R L L

II. DIDDLE RUDIMENTS

16. SINGLE PARADIDDLE *


R L R R L L R L


17. DOUBLE PARADIDDLE *


R L R R L L R L R L

18. TRIPLE PARADIDDLE


R L R R L L R L R L R L

19. SINGLE PARADIDDLE-DIDDLE


R L R R L L R L R L
L L R R L L R R L L

III. FLAM RUDIMENTS

20. FLAM *




21. FLAM ACCENT *



22. FLAM TAP *



23. FLAMACUE *



24. FLAM PARADIDDLE *



25. SINGLE FLAMMED MILL



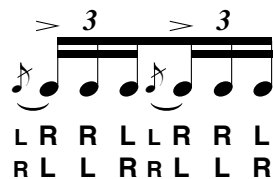
26. FLAM PARADIDDLE-DIDDLE *




27. PATAFLAFLA



28. SWISS ARMY TRIPLET



29. INVERTED FLAM TAP



30. FLAM DRAG




IV. DRAG RUDIMENTS

31. DRAG *




32. SINGLE DRAG TAP *



33. DOUBLE DRAG TAP *



34. LESSON 25 *



35. SINGLE DRAGADIDDLE



36. DRAG PARADIDDLE #1 *



37. DRAG PARADIDDLE #2 *



38. SINGLE RATAMACUE *



39. DOUBLE RATAMACUE *



40. TRIPLE RATAMACUE *

